



GERBANG PERKHIDMATAN DALAM TALIAN KERAJAAN (GOS GATEWAY)

Digital Services User Manual

RMP Online Inquiry



**UNIT PEMODENAN TADBIRAN DAN PERANCANGAN PENGURUSAN MALAYSIA
(MAMPU),
JABATAN PERDANA MENTERI**

August 2020





	Tajuk Dokumen: Manual Pengguna – RMP Online Inquiry				
	Tahap Keselamatan: Terbuka	No. Dokumen: PMP-19014	Versi: A	Mukasurat: 1	

Table of Content

1	Introduction	2
1.1	Objective	2
1.2	User Category	2
1.3	User Manual Structure.....	3
2	Access to Service.....	4
2.1	RMP Recruitment Status Inquiry.....	7
2.2	Police Report Status Inquiry	8
2.3	RMP Traffic Summons Status Inquiry	9

	Tajuk Dokumen: Manual Pengguna – RMP Online Inquiry				 <small>BERSAMA-SAMA MELAKSANAKAN TRANSFORMASI</small>
	Tahap Keselamatan: Terbuka	No. Dokumen: PMP-19014	Versi: A	Mukasurat: 2	

1 Introduction

Royal Malaysian Police (RMP) Online Inquiry is one of the systems that integrates with the Portal MyGovernment. The services offered are: -



- i. RMP Recruitment Status Inquiry;
- ii. Police Report Status Inquiry; and
- iii. RMP Traffic Summons Status Inquiry.

1.1 Objective

The purpose of this user manual is to provide guidelines for user to use RMP Online Inquiry services in Portal MyGovernment.

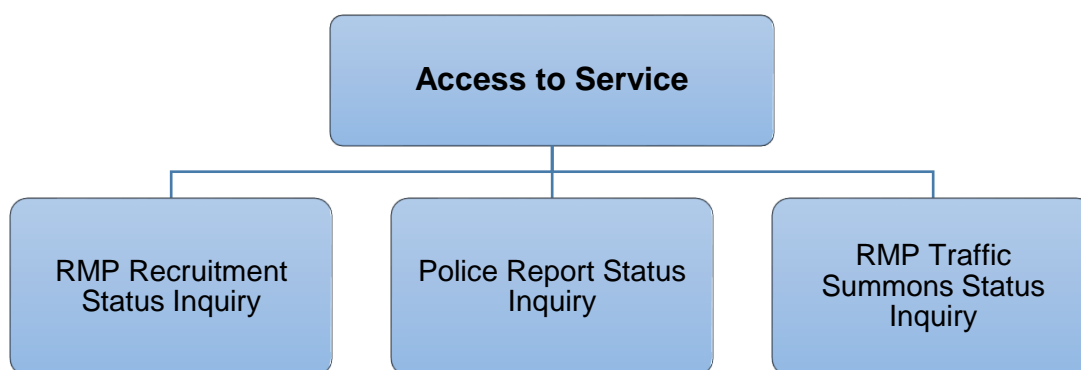
1.2 User Category

No	Category of User	Description
1.	Applicant	Registered users who want to use RMP Online Inquiry services through the MyGovernment Portal.



	Tajuk Dokumen: Manual Pengguna – RMP Online Inquiry				 BERSAMA-SAMA MELAKSANAKAN TRANSFORMASI
	Tahap Keselamatan: Terbuka	No. Dokumen: PMP-19014	Versi: A	Mukasurat: 3	

1.3 User Manual Structure

Structure of this user manual is as follow:-



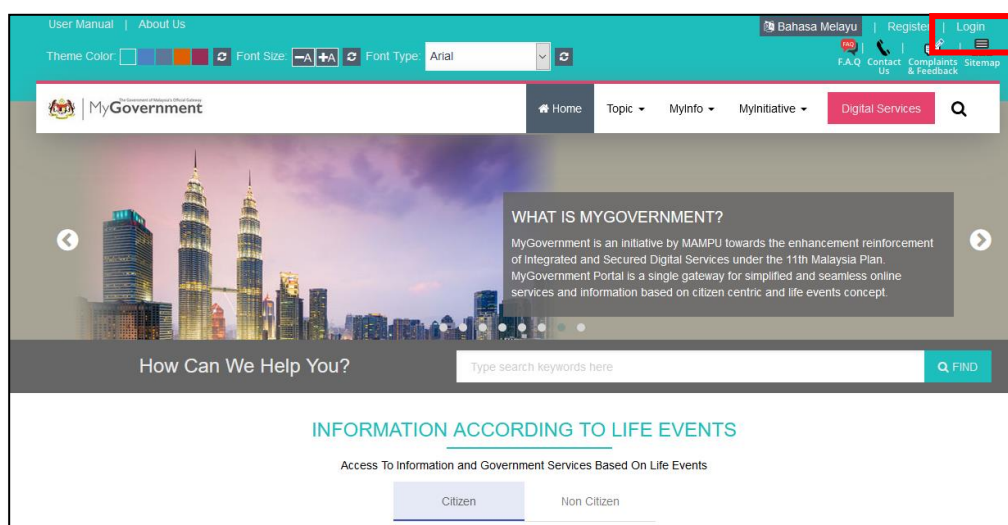
Para	Topic	Description
2.0	Access to Service	Access to the service starts from the steps of accessing the Portal MyGovernment, user login process and access to the RMP Online Inquiry
2.1	RMP Recruitment Status Inquiry	Access to RMP Recruitment Status Inquiry through Portal MyGovernment
2.2	Police Report Status Inquiry	Access to Police Report Status Inquiry through Portal MyGovernment
2.3	RMP Traffic Summons Status Inquiry	Access to RMP Traffic Summons Status Inquiry through Portal MyGovernment

	Tajuk Dokumen: Manual Pengguna – RMP Online Inquiry				
	Tahap Keselamatan: Terbuka	No. Dokumen: PMP-19014	Versi: A	Mukasurat: 4	

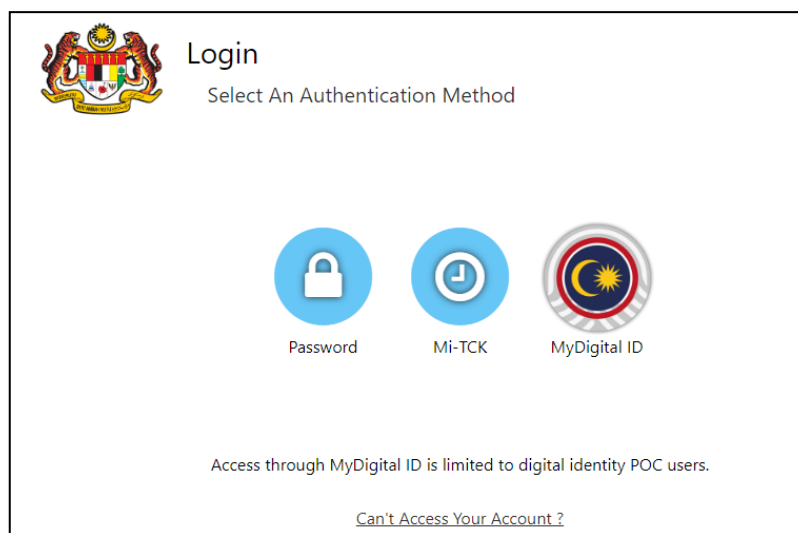
2 Access to Service

This service is accessible to the citizen through MyGovernment Portal. User who have login into MyGovernment Portal are not required to login for the second time on the Sistem Semakan Online PDRM.



a) Login





- i. Click **Login** on **Home** page, screen will be displayed as follow:-




- ii. Choose **Password** icon, screen will be displayed as follow:-

	Tajuk Dokumen: Manual Pengguna – RMP Online Inquiry				
	Tahap Keselamatan: Terbuka	No. Dokumen: PMP-19014	Versi: A	Mukasurat: 5	



 Password Login





NEXT


Access through MyDigital ID is limited to digital identity POC users.


[Can't Access Your Account ?](#)

- iii. Enter user **IC No. / Passport No. / Email**;
- iv. Click [**NEXT**], screen will be displayed as follow:-



 Password Login







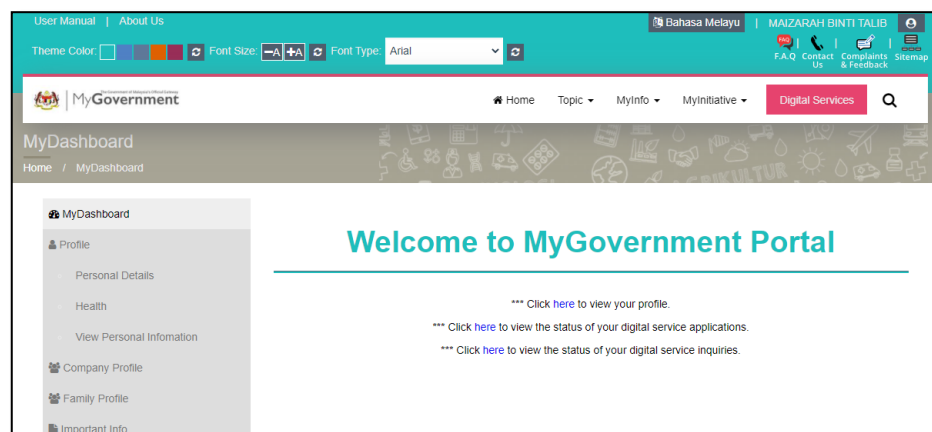
LOGIN

Access through MyDigital ID is limited to digital identity POC users.

[Can't Access Your Account ?](#)

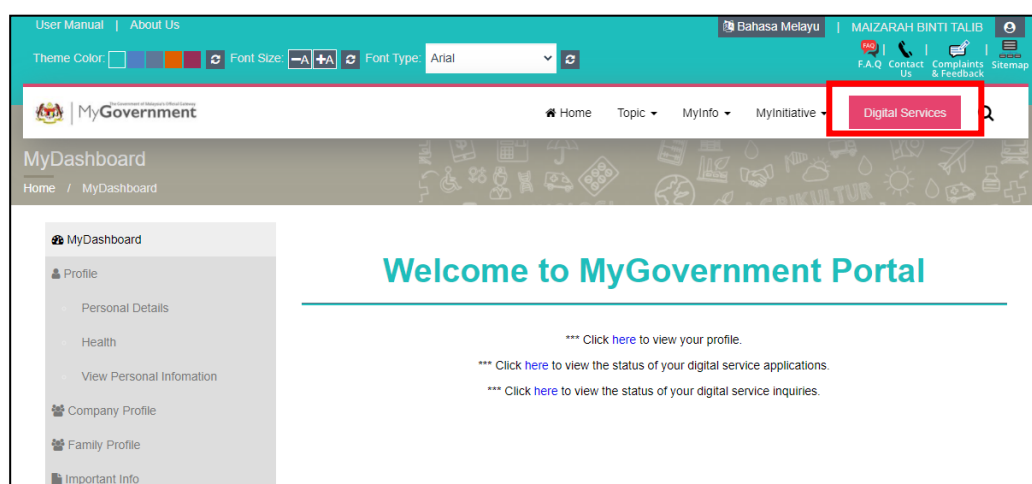
- v. Enter **Password**;
- vi. Click [**LOGIN**], screen will be displayed as follow:-

	Tajuk Dokumen: Manual Pengguna – RMP Online Inquiry				
	Tahap Keselamatan: Terbuka	No. Dokumen: PMP-19014	Versi: A	Mukasurat: 6	





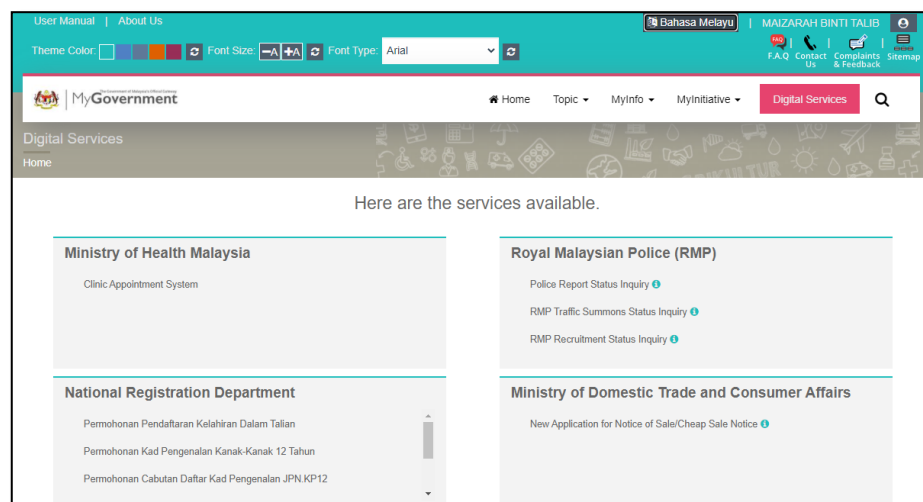
b) Digital Services Links

This screen displayed after the user successfully login into the portal.

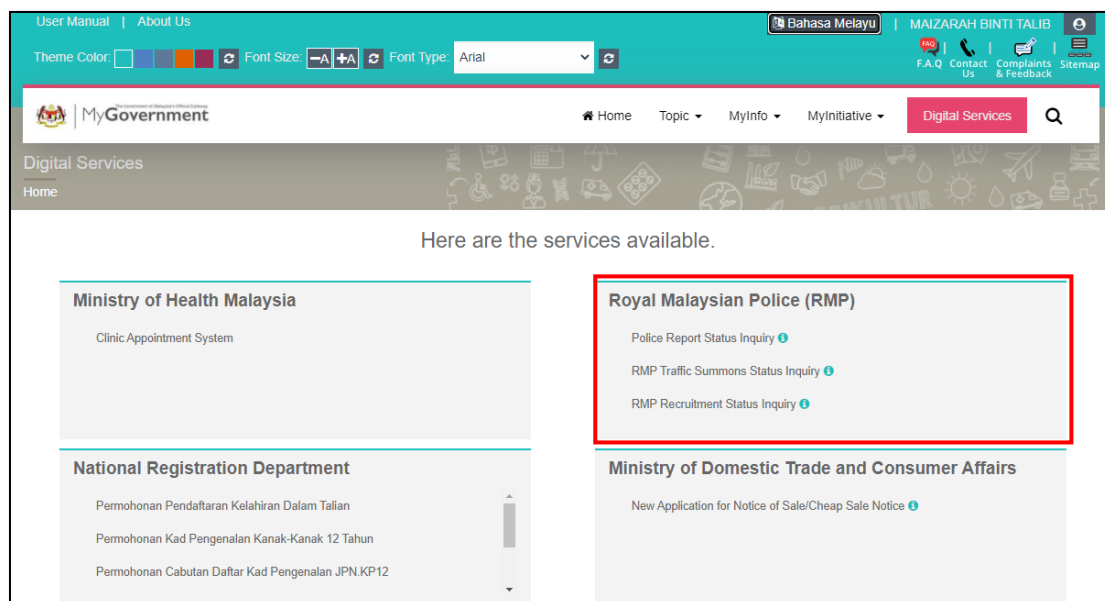


- i. Click **[Digital Services]**, screen will be displayed as follow:-



	Tajuk Dokumen: Manual Pengguna – RMP Online Inquiry				
	Tahap Keselamatan: Terbuka	No. Dokumen: PMP-19014	Versi: A	Mukasurat: 7	



2.1 RMP Recruitment Status Inquiry




- i. Click **RMP Recruitment Status Inquiry** from **Royal Malaysia Police (RMP)** segment, screen will be displayed as follow:-

	Tajuk Dokumen: Manual Pengguna – RMP Online Inquiry				
	Tahap Keselamatan: Terbuka	No. Dokumen: PMP-19014	Versi: A	Mukasurat: 8	

Theme Color: Font Size: → ← Font Type: Arial Bahasa Malaysia

PDRM RECRUITMENT STATUS INQUIRY



ATTENTION:
Checking is done based on your Identification Card No.
Identification Card No. 800101126666
[INQUIRE](#)

PENGUMUMAN

Eksesais Pengambilan Polis Diraja Malaysia bagi Jawatan Inspektor Polis Lelaki (YA13), Konstabel Polis Lelaki (YA1) dan Konstabel Polis Lelaki (YT1) Tahun 2018 yang telah berdaftar dengan Suruhanjaya Perkhidmatan Awam (SPA) melalui Sistem Pendaftaran Pekerjaan Dalam Perkhidmatan Awam (SPA8i).

1. Calon-calon yang telah melepasi Eksesais Ujian Pemeriksaan Fizikal pada 24 September 2018 hingga 18 Oktober 2018 dikehendaki menyemak status Panggilan Ujian Integriti anda bermula pada 30 Oktober 2018.

2. Calon yang terpilih Panggilan Ujian Integriti dikehendaki:

2.1) Mencetak surat panggilan Ujian Integriti;

2.2) Hadir pada tarikh dan lokasi yang dinyatakan dalam surat panggilan (*tidak dibenarkan menukar tarikh dan lokasi Ujian Integriti*);

2.3) Kehadiran diwajibkan sebelum pukul 7.30 pagi;

2.4) Menyediakan semua keperluan yang dinyatakan di dalam surat panggilan semasa menghadiri Ujian Integriti;

2.5) Tatacara pakaian calon yang hadir:

i) Calon Lelaki : Berkemeja, bertali leher, seluar *slack* gelap dan bersepatu.

ii) Calon Wanita: Sopan dan Bersesuaian

iii) *Jeans, kemeja – T dan selipar tidak dibenarkan.*

3. Keterangan lanjut boleh didapati melalui Hebahian di [Fanpage Facebook Rasmi Unit Pengambilan Polis Diraja Malaysia](#) , Instagram Rasmi Unit Pengambilan PDRM di


- ii. Click **[INQUIRE]** to check the **RMP Recruitment Status Inquiry**.

Note: Only inquiry for self-identification card ID is allowed.

2.2 Police Report Status Inquiry

- i. Click **Police Report Status Inquiry** from **Royal Police Malaysia (RMP)** segment, screen will be displayed as follow:-

POLICE REPORT STATUS INQUIRY





Please Enter the Police Report Number.
Identification Card No. 800101126666
Police Report No. / 19
[INQUIRE](#)

Perhatian:
Semua jenis Repot Polis bertarikh dari 1 Ogos 2011 hingga kini (kecuali Repot Kemalangan Jalan Raya) yang dibuat di kawasan Kontinjen Kuala Lumpur dan Selangor boleh disemak buat masa ini.

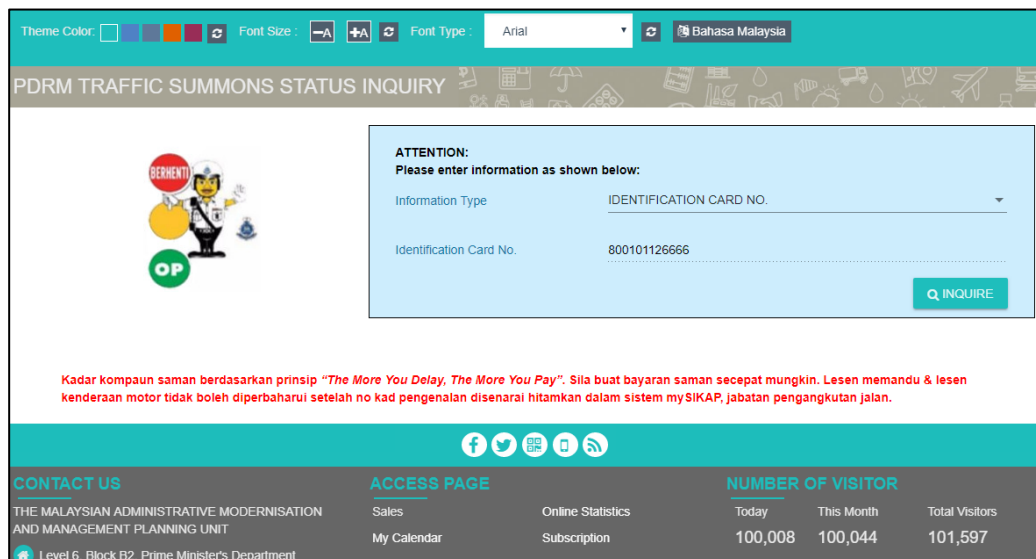
- ii. Enter **Police Report No.;**
- iii. Click **[INQUIRE]** to check Police Report Status.

Note: Only inquiry for self-identification card ID is allowed.

	Tajuk Dokumen: Manual Pengguna – RMP Online Inquiry				
	Tahap Keselamatan: Terbuka	No. Dokumen: PMP-19014	Versi: A	Mukasurat: 9	

2.3 RMP Traffic Summons Status Inquiry

- i. Click **RMP Traffic Summons Status Inquiry** from **Royal Malaysian Police (RMP)** segment, screen will be displayed as follow:-



The screenshot shows the PDRM Traffic Summons Status Inquiry web application. At the top, there is a header bar with theme color selection, font size and type controls, and a language dropdown set to 'Bahasa Malaysia'. Below the header, the main title 'PDRM TRAFFIC SUMMONS STATUS INQUIRY' is displayed. The central area features a cartoon police officer character on the left and a form on the right. The form has an 'ATTENTION' section with the instruction 'Please enter information as shown below:'. It includes a dropdown menu for 'Information Type' currently set to 'IDENTIFICATION CARD NO.', and a text input field for 'Identification Card No.' containing the value '800101126666'. A green 'INQUIRE' button is located at the bottom right of the form. Below the form, a red warning message states: 'Kadar kompaun saman berdasarkan prinsip "The More You Delay, The More You Pay". Sila buat bayaran saman secepat mungkin. Lesen memandu & lesen kenderaan motor tidak boleh diperbaharui setelah no kad pengenalan disenarai hitamkan dalam sistem mySIKAP, jabatan pengangkutan jalan.' The footer contains contact information, access pages (Sales, Online Statistics, My Calendar, Subscription), and visitor statistics (Today: 100,008, This Month: 100,044, Total Visitors: 101,597).

- ii. Select **Information Type** from dropdown list. Information Type option consist of **Identification Card No.** or **Vehicle No.**;
- iii. If Information Type selected is Identification Card No. go to step v; or
- iv. Enter **Vehicle No.** if **Information Type** selected is **Vehicle No.**;
- v. Click **[INQUIRE]** button to check Police Report Status.

Note: Only inquiry for self-identification card ID is allowed.